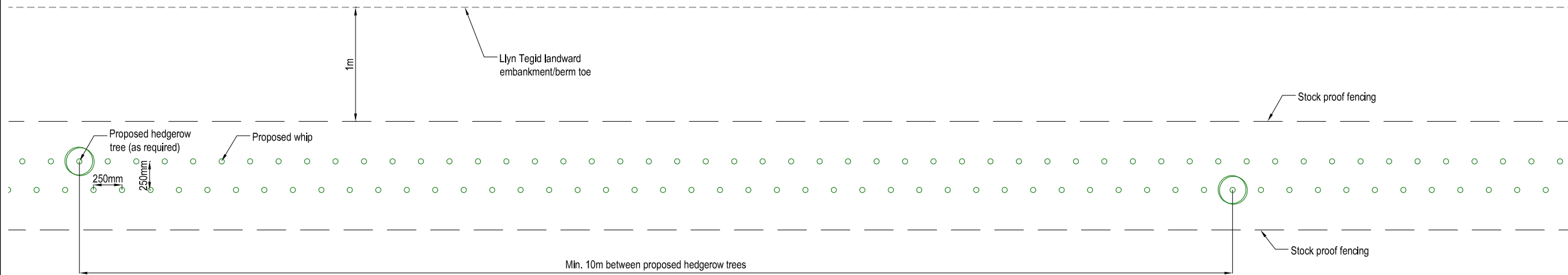


TYPICAL HEDGEROW PLANTING PLAN VIEW
SCALE 1:20



PLANTING SCHEDULE - HEDGEROW

Name	Common name	Height	Specification	Mix %
<i>Crataegus monogyna</i>	Hawthorn	40-60	B; 1+1; Transplant - seed raised	80
<i>Corylus avellana</i>	Hazel	40-60	B; 1+1; Transplant - seed raised; branched; 2 breaks	3
<i>Ilex aquifolium</i>	Holly	40-60	3L; Leader with laterals	5
<i>Prunus spinosa</i>	Blackthorn	40-60	B; 1+1; Transplant - seed raised; branched; 2 breaks	10
<i>Viburnum opulus</i>	Gelder rose	60-80	B; 1+2; Transplant - seed raised; branched; 3 breaks	2

PLANTING SCHEDULE - HEDGEROW TREES

Name	Common name	Height	Specification
<i>Acer campestre</i>	Field maple	250-300	Girth 6-8; B; 2x; Feathered; 5 breaks
<i>Quercus robur</i>	Oak	250-300	Girth 6-8; B; 2x; Feathered; 5 breaks

PLANTING NOTES

HEDGEROW

- Whips to be planted 5 no. per linear metre in double staggered row.
- Timing: late October to late March.
- Notching: Make a vertical 'I', 'L', 'T' or 'H' notch. To accommodate full depth and spread of roots.
- Planting: All bare root plants to be dipped (entire root system and lower 150mm of stem) in root dip solution prior to delivery on site and in accordance with manufacturer's recommendations. Add 3 x 15g Sierrablen slow release fertiliser tablets into the planting notch at the time of planting. Plant upright at nursery level, close notch with the root collar at ground level and firm well in.
- All plants to be well watered in within 72 hours of planting.

HEDGEROW TREES

- Hedgerow trees, where required, to be planted at 10-20m centres.
- Timing: late October to late March.
- Trees to be planted in pits 1m x 1m.
- Pit bottoms: With slightly raised centre. Break up to a depth of 200 mm.
- Pit sides: Scarify.
- Backfilling material: excavated material and peat free compost to PAS100, plus 10 x 15g Sierrablen slow release fertiliser tablets. Backfilling to be carried out in layers of 150 - 200mm depth, each layer firmly consolidated to eliminate air pockets.
- Watering: Immediately after planting, thoroughly and without damaging or displacing plants or soil.
- Firming: Lightly firm soil around plants and fork and/ or rake soil, without damaging roots, to a fine tilth with gentle cambers and no hollows.

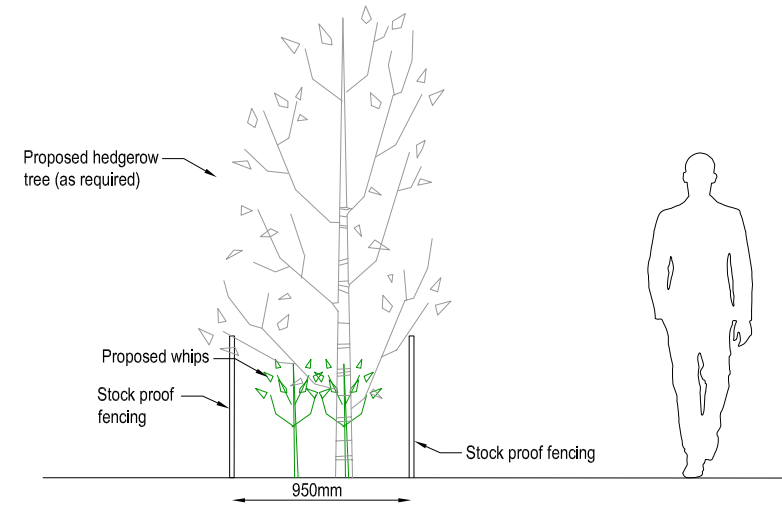
FENCING, STAKES AND GUARDS

- Stock proof fencing required to both sides of new hedgerow.
- All hedgerow whips to be fitted with spiral rabbit guards.
- Single low stake and tie to all hedgerow trees.

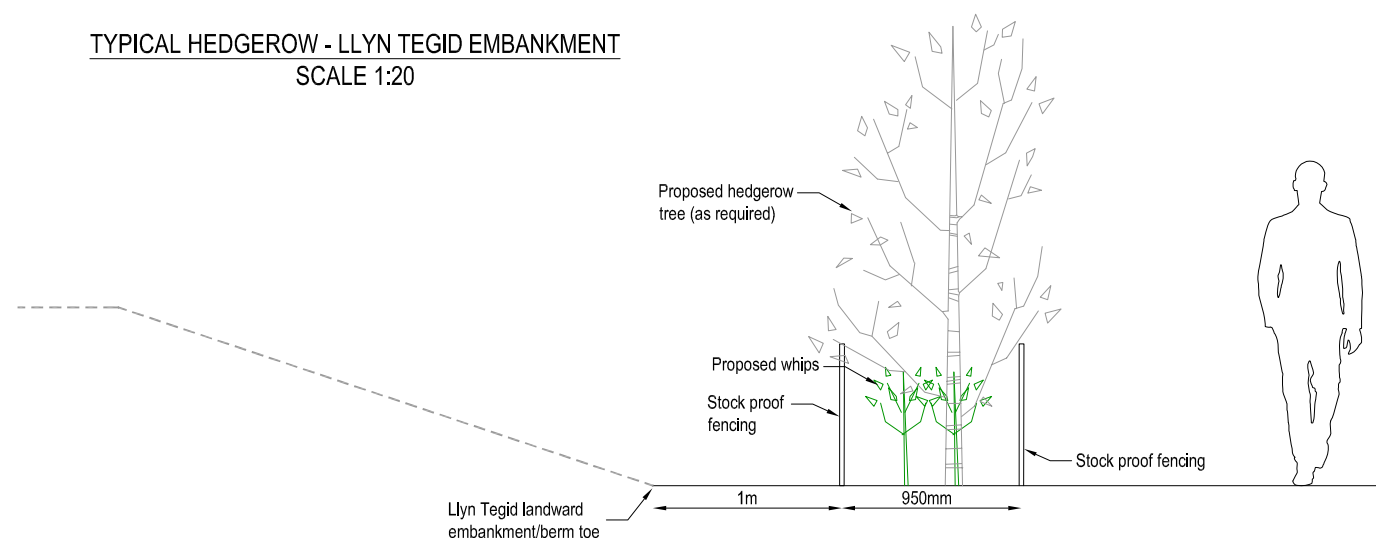
BIOSECURITY

- Native trees grown in Britain, where possible use plants of local provenance.

TYPICAL HEDGEROW - LLYN TEGID
SCALE 1:20



TYPICAL HEDGEROW - LLYN TEGID EMBANKMENT
SCALE 1:20



Note: The limits, including the height and depths of the Works, shown in this drawing are not to be taken as limiting the obligations of the contractor under Contract.

SAFETY, HEALTH AND ENVIRONMENTAL INFORMATION

IN ADDITION TO THE HAZARDS OR RISKS NORMALLY ASSOCIATED WITH THE TYPES OF WORK DETAILED ON THIS DRAWING, THE FOLLOWING SIGNIFICANT RESIDUAL RISKS SHOULD BE NOTED. FURTHER DETAILS ARE INCLUDED IN THE CDM DESIGN RISK MANAGEMENT REGISTER

CONSTRUCTION:

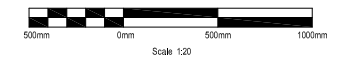
N/A

MAINTENANCE, CLEANING AND OPERATION:

N/A

DECOMMISSIONING OR DEMOLITION:

N/A



Rev	Drawn	Chkd	Rwd	Appvd	Date	Description
P01	HR	HJR	MB	SPC	21/06/19	For client review, comment and/or approval

Designed by: _____ Date: _____

Status: S8 Suitable for client review, comment and/or approval

Client: _____



Client Drawing No. _____ Revision _____



Black & Veatch Limited
60 High Street, Poole, Surrey, GU11 1SR, United Kingdom
Tel: +44(0)1737 774155

Project: LLYN TEGID DESIGN AND PLANNING

Drawing title: HEDGEROW PLANTING TYPICAL ARRANGEMENT

Drawing scale: 1:20 Sheet size: A1

Drawing no. 122918-BVL-Z0-00-DR-L-00001 Revision P01